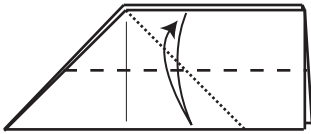
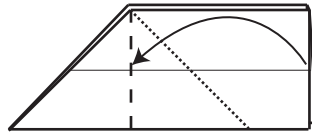


10



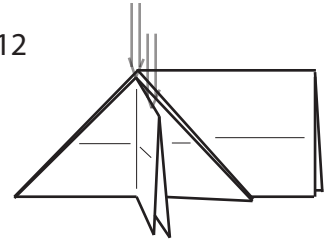
Fold and unfold the top layer.

11



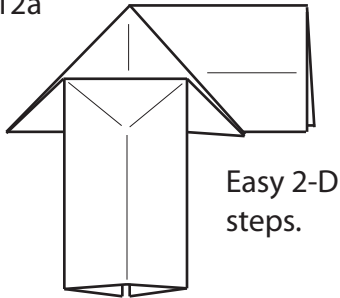
Fold the top layer up 90 degrees.

12



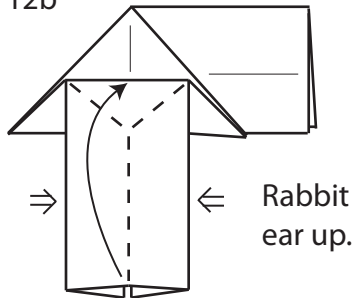
Sink the lifted edge and the connecting triangle.

12a



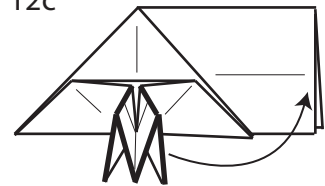
Easy 2-D steps.

12b



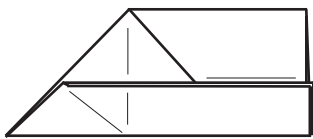
Rabbit ear up.

12c



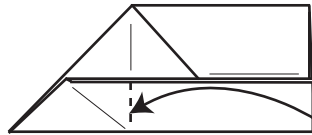
Fold down flat.

12d



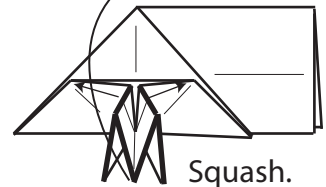
Completed sink.

13



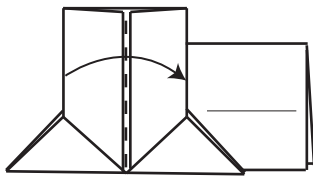
Lift up 90 degrees.

14



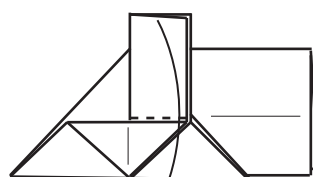
Squash.

15



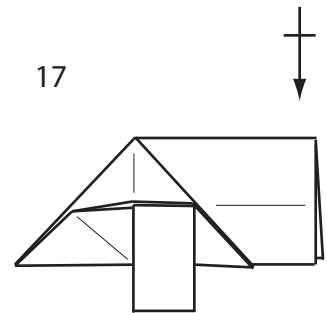
Valley fold.

16



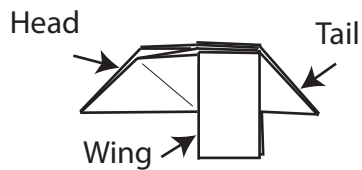
Valley fold.

17



Finished one wing. Repeat steps 10-16 on the other wing.

18



Head

Tail

