





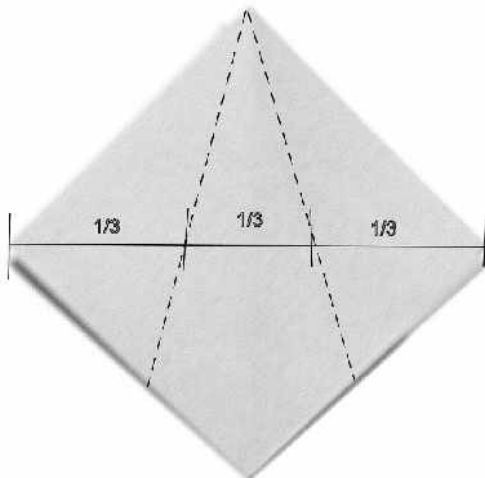
# CONALLY VASE







Prepare a preliminary base by valley folding and unfolding the diagonals and mountain folding and unfolding the center square and then collapsing.



divide into thirds and valley fold and unfold all 4 edges



Squash the 1/3 fold and continue to do each of the 4 folds. Valley fold the petal at the top



Fold each of the petals on the 4 sides. Fold the bottom to make the flat bottom of the vase. Open the vase and work around the sides folding the petals under the opening of the side fold, pulling tight to pull it out to look 3 dimensional.

